

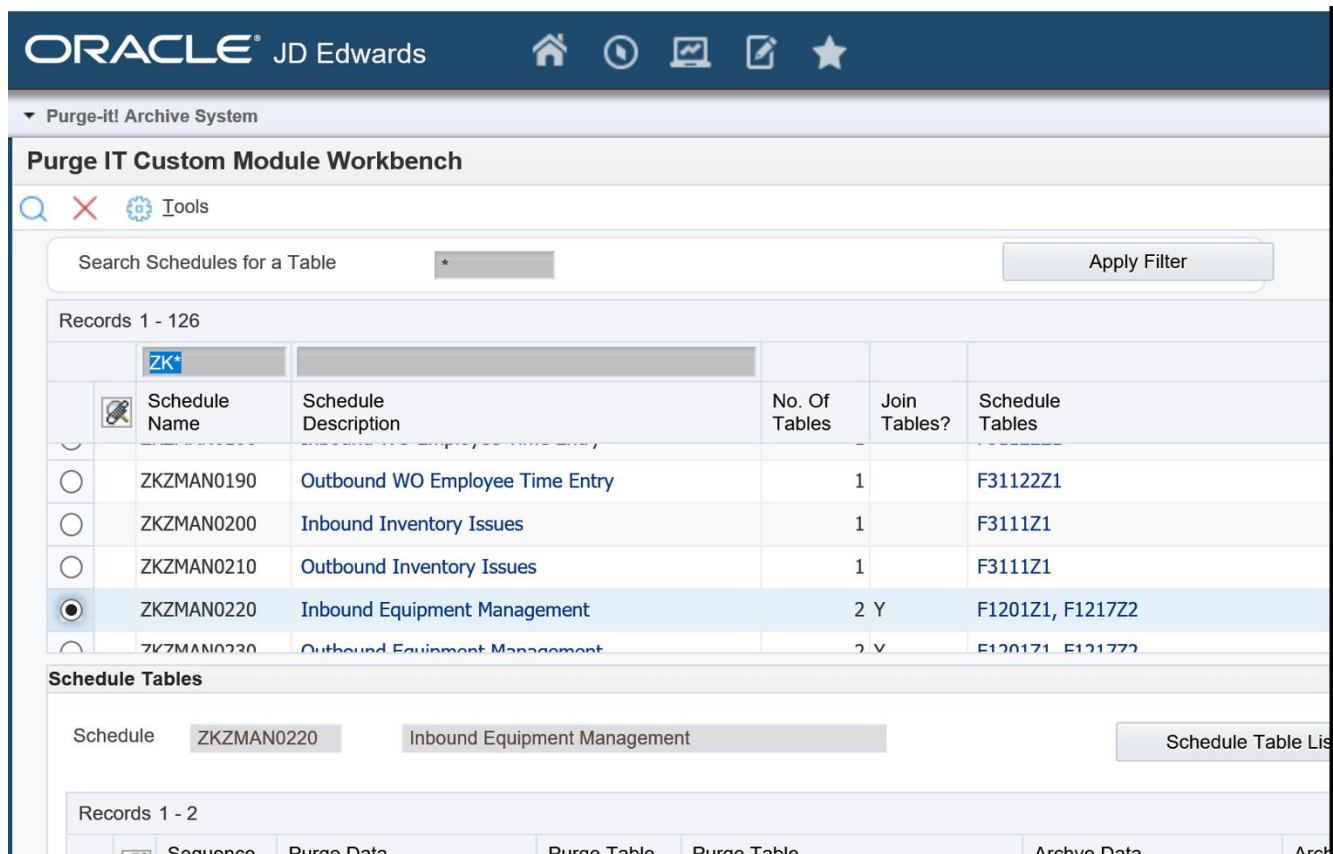
# What's new in Purge-it! Version 5

## Custom Module

Version 5.0 has seen a fundamental rewrite of the Purge-it! Custom Module interface. By focusing on a Powerform and Dashboard approach, this latest release delivers a superior user experience that is easy to navigate but delivers powerful results.

### 1. Custom Module Dashboard (New!)

A completely new addition for Version 5, the Customer Module Dashboard brings all the benefits users are familiar with from the session dashboards but with even greater functionality.



Screen shot: Custom Module Dashboard (New!)

**Screen shot:** Custom Module Dashboard (New!)

## 2. Custom Module – extra selection operands (New!)

The extra selection operands provide users with far greater opportunities to dig deeper and more precisely when interrogating their JD Edwards data from within Purge-it!

**Screen shot:** Custom Module - extra selection operands

### 3. Custom Module Extension Pack (Significant upgrade)

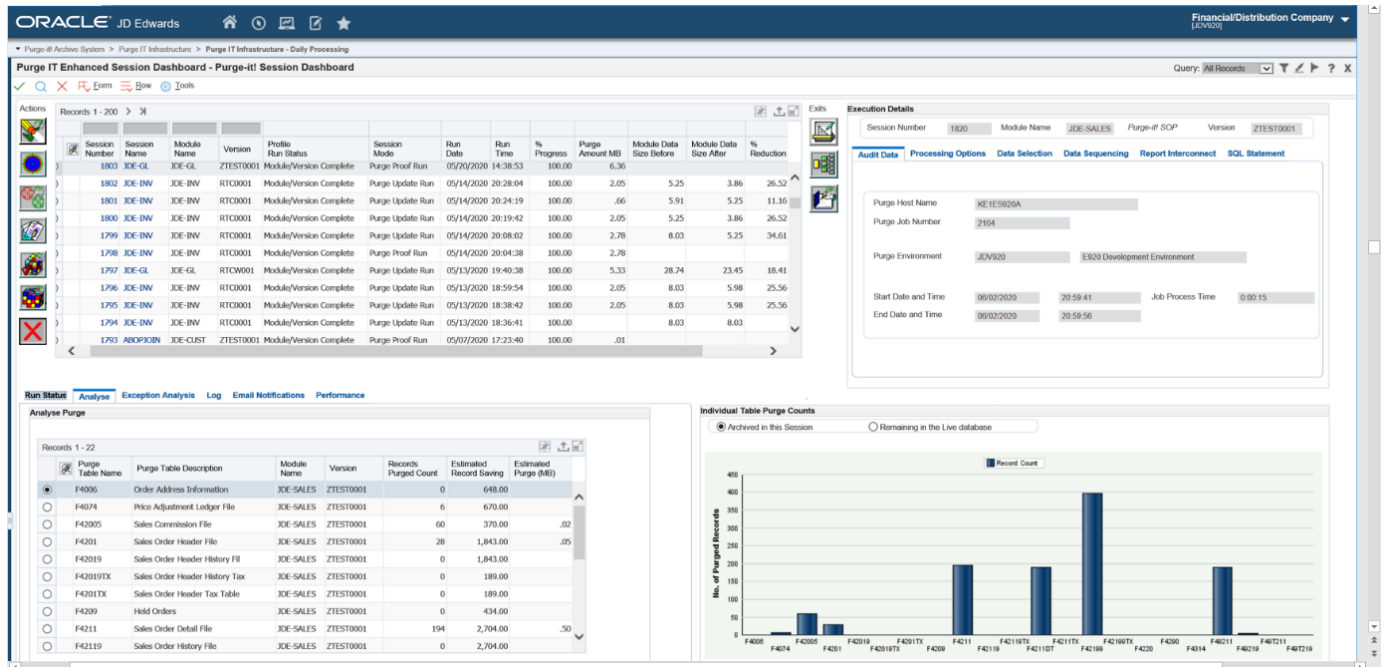
The Custom Module Extension Pack enables Purge-it! to be used for archiving projects that extend far beyond the standard JD Edwards tables.

Version 5 boasts **140 pre-defined schedules that target over 400 tables**. This means Purge-it! is now equipped to address data management challenges across even more areas in JD Edwards.

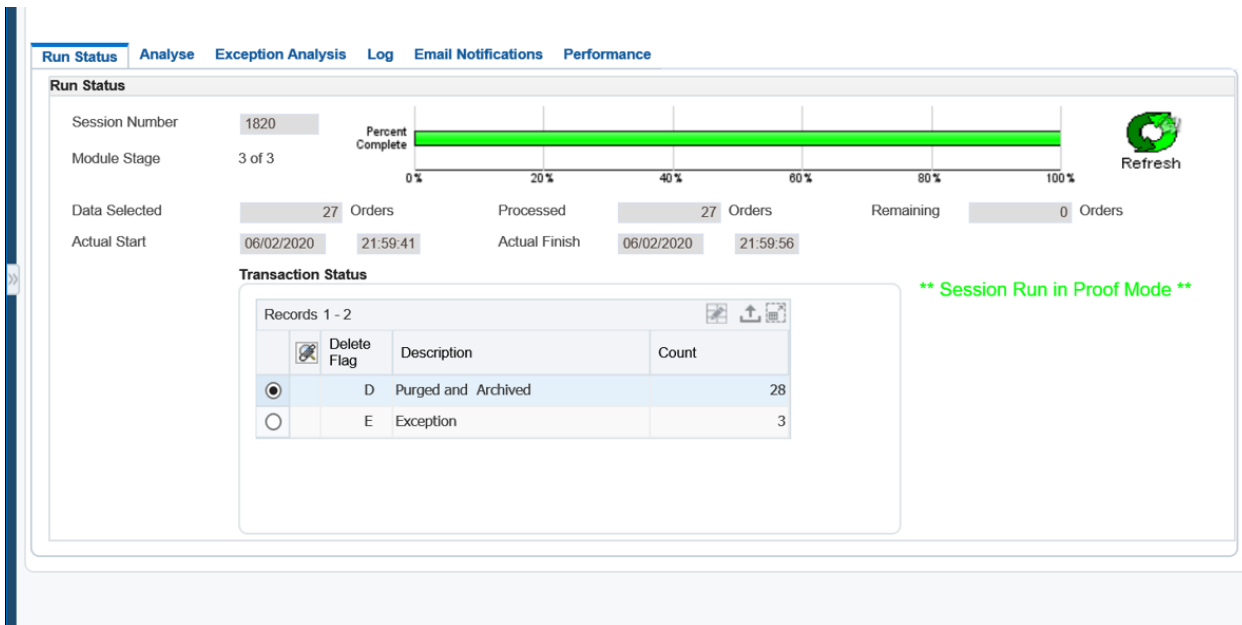
### 4. Enhanced Dashboards

Building on the Session Dashboard concept that was first introduced in Version 4.03, Version 5 sees significant additions to the interface and a complete reorganization of the visuals.

Tabs are now used to create a much flatter user interface and to negate the time-consuming requirement to constantly switch back and forth between screens.



Screen shot: Enhanced Session Dashboard



**Screen shot: Run Status tab**

Each of the tabs is designed to provide insightful information on the status of the archiving activity.

For example:

- Run Status now includes a progress bar so that you can quickly see the percentage of work completed and an estimated finish time.
- Email notifications allow users to receive automated messages when an archive job is complete with the results of the job.

**5. Cancellations**

Warning message boxes appear on archive jobs that are cancelled immediately. Archive jobs with a pending future cancellation are highlighted on the Session Dashboard and there is also the ability to remove an active cancellation request (in other words, users can cancel a cancel!)

**Next steps**

- Check out the [Purge-it! V 5 video](#)
- Request a product demo of Purge-it! V 5 [email us info@klik-it.com](mailto:info@klik-it.com)